

norix[®]

FURNITURE

Extraordinary by Design[™]



SEATING

Integra Series

Integra chairs are specifically designed for intensive use applications, yet comfortable and lightweight. They're molded in one piece so you don't have to worry about assembled components coming loose. They're stackable and they pass the rigid California Technical Bulletin 133 Flammability Test. The Integra Series includes both arm and armless chairs as well as a comfortable lounge chair.

Integra Arm Chair

The Integra Arm Chair features a unique overlapping arm design which allows effortless interlocking for set-up simplicity.



Integra Armless Chair

This chair withstands a static load test of over 400 lbs. due to its unique leg shape and 1 1/2" deep "X" ribs molded into the seat bottom. Integra Arm and Armless are both available in eight appealing colors. Meets ANSI/BIFMA X5.4.

Integra Lounge Chair

The Integra Lounge Chair is available in River Rock and can be paired with an optional 15" high mini-table/footstool.



Integra Colors



* Integra Lounge and Mini Table available in River Rock only.

Progress® Series

Progress is a passive ergonomic stackable chair that can be ordered as a sidechair, a linking sidechair or an armchair.



Looks

With or without upholstery, the Progress chair looks good in any environment. Pick from four seat and back colors or 8 fabric colors to go with black legs and you have an attractive combination to accent a training room, a classroom, a lobby or an office.



Function

The simple impressive design and assembly of Progress means no nuts, bolts, welds or rivets. Easy stacking for those times when you want more floor space. Side-to-side ganging without the use of tools is also available, and if you need arms on the chair, you can have them for the asking.

Comfort

In addition to having a comfortable leg, seat and back angle, Progress has an ergonomically designed back with a living hinge to provide the flexibility required for long term comfort in seminars, waiting rooms or classroom sessions.



Progress® Colors



Optional Fabric



* Black Legs

Tamarack™ Series

You no longer need to choose between institutional durability and the homelike appeal of wood for your residents' room furnishings. The new Tamarack™ Series offers the long-term performance you expect from Norix in a collection of real wood seating that is built to last - beautifully.





Safety and Durability

The Tamarack™ Series was designed specifically for critical environments, after extensive research and consultation with industry professionals.




Sled Base Chairs

Solid hardwood chairs coordinate with Tamarack Series desks and tables. Available in solid wood seat or upholstered version.

Tamarack™ Colors

Wood



Oak

Cherry

Sled Based Chair - Grade A: Sherpa & Shire Fabric



Sherpa Autumn

Sherpa Maroon

Sherpa Navy

Sherpa Billiard

Shire Marigold

Shire Fossil

Shire Titan Blue

Shire Espresso

Sled Based Chair - Grade B: Silvertex Vinyl



Celery

Marine Blue

Blackberry

Sage

Chestnut

Sapphire

Mocha

Carbon

Sled Based Chair - Grade C: Crypton®



Moxie Harvest Mix

Twirl Eucalyptus

Stargaze Burgundy

Tom's Garden Marigold

Domaine Blue

Moxie Indigo Mix

TV Land Surfside

Twirl Mica

Sierra Series

At last, a complete line of lounge seating that combines intensive-use performance with the residential look of natural wood – the new Sierra series from Norix.



The Beauty of Natural Wood

There is no substitute for natural wood to create that soothing feel, residential look and sense of normalcy you're striving for. Constructed of natural oak butcher-block, the vertical end arms are designed to combine intensive-use durability with the beauty of natural wood. Each end arm is rounded for safety, and features a contemporary "sloped" design for comfort and stylish good-looks. Choose solid end arms or distinctive open end arm design.



The Strength of Steel and Cushioned Comfort...with a Tough Outer Skin

Ideal for dayrooms, lobbies and common areas, the Sierra series is designed to provide years of use in a challenging environment – and look good doing it. Sierra seating starts with cushions engineered for comfort, strength, durability, and ease of maintenance. Three key components to Sierra cushions combine to deliver uncommon strength, comfort, and long-term durability – in a sleek, contemporary design. Certified to pass California Technical Bulletin 133 Flammability Test. Meets ANSI/BIFMA X5.4.



- A steel “skeleton” provides the sturdy framework for each seat and back. A steel substrate is welded to horizontal cross tubes of robust, 14 gauge steel – to form a rigid interior steel frame. This structure provides a strong and secure means to connect the natural wood end frames, and extend seating two and three seat groupings.
- Soft, polyurethane foam is formed in an ergonomic design around the steel frame to provide comfort. Cushions are a full 24” wide to comfortably accept a broad spectrum of users.
- The exterior of the cushion is rotationally-molded vinyl – seamless and non-absorbent. There are no seams or crevices to hide items or “catch” food particles. Fluids are sealed out and easily cleaned – to provide years of use. The seat and back components are reversible and interchangeable – to further extend the life cycle of the furniture.
- The result: Sierra seat cushions are unbelievably strong and durable, yet comfortable and easy to clean.





**Attention to Detail:
Secure Connections and Non-Removable Glides**

Sierra seating is assembled with secure, steel-to-steel connections, using sturdy, tamper-resistant Torx-head fastener bolts. Thanks to its internal steel structure and butcher-block end arms, Sierra chairs are heavy duty...and heavy. Once assembled, a single chair weighs over 100 pounds. You can rest assured Sierra chairs won't be picked apart or tossed around.

Sierra chairs also offer an exclusive safety and security feature: leveler glides that are cleverly engineered to be non-removable. Each seat section features four nylon-bottom glides, to provide leveling capability, and go easy on your floor surfaces. Tested to stay in place with 1000 lbs. of direct pull pressure, Sierra's exclusive glides stay put, and complete the security package designed to give you peace of mind.




Sierra Colors

Seat & Back



Wood



Hondo® Series

A versatile collection of foam-filled lounge seating with durable vinyl exterior – seamlessly molded in one piece with no stitching.

Creativity Based On Need

Available in an armless lounge chair, a comfortable arm chair and a cube that can be used as an ottoman or corner piece.

Outer Beauty, Inner Soul

Hondo starts with modern design and incorporates ergonomically correct style and comfortable lumbar support. The design is then transformed into a beautifully tough satin finish vinyl skin. The sturdy $\frac{1}{4}$ " thick skin is puncture resistant. The skin is then plumped on the inside with 3 lb. per cubic foot density flexible polyurethane foam to provide comfort, support and structure. Certified to pass California Technical Bulletin 133 Flammability Test.



Cross-section cut-away



Multi-Purpose Base and Easy Clean-up

The recessed base under Hondo is much more than just a solid platform. It also encompasses a side-to-side add-on ganging device that allows you to create rows of lounge seating in the wink of an eye. The durable skin is easily cleaned with standard household or commercial cleaning products.



Hondo® Colors



Roto-Mold Series

The Roto-Mold Series chairs are designed and engineered for critical environments, high traffic areas and intensive use applications. These chairs are rotationally molded in one-piece from specially formulated fire retardant, high-impact polyethylene with UV stabilizers to reduce fading. Roto-Mold chair products can be ganged together, bolted-down or weighted on-site for added security. All products pass the rigid California Technical Bulletin 133 Flammability Test procedure.



Toughcare® Lounge Chair

The Toughcare Lounge Chair is designed to be used as a stand-alone. The Toughcare chair is ergonomically designed for comfort.



Ultra-Max® Chair

You'll love the versatility of the Ultra-Max Chair. Use it in rows or pull it up to a table. Weight it with sand.



Slammer Stool

The Norix Slammer Stool is designed to meet the seating requirements of overcrowded facilities or anywhere portable chairs are needed.



Mega-Max® Sectional Lounge Chair

All of the same great features of the Toughcare chair, but without arms. Use individually or ganged together for couch-like lounging.

Threaded Screw Cap

The threaded screw cap allows for easy ballasting so you can maintain space flexibility while providing the safety and security of a heavily weighted chair. Secures with tamper-resistant hardware (provided).



Roto-Mold Colors



* Slammer Stool available in River Rock only.

Gibraltar™ Series Beam Seating

At last, a collection of in-line seating that delivers intensive-use security and durability in a sleek, contemporary design. The new Gibraltar™ Series was designed specifically for use in high traffic environments like waiting rooms, lobbies, dayrooms and visitation areas. Gibraltar is designed to survive the rigors of continuous institutional use – and look great doing it.





Comfort by Design

Gibraltar starts with a roomy ergonomic seat. The comfortable seat is a full 20" wide, with plenty of room for today's user. Gibraltar seats are rotationally molded from durable polyethylene – fire-retardant, non-absorbent and easy to clean. Molded-in threaded steel inserts provide for tamper-resistant, "steel-to-steel" attachment to base frame.

Seating Your Way

Choose frames with end-arms only, or with divider arms between each seat. Gibraltar is available in configurations of 1 to 4 seats, with a variety of connecting and intermediate tables – to create "L" and "U" shapes to suit your room configuration. Certified to pass California Technical Bulletin 133 Flammability Test.

Strength and Style

2" diameter, 14 gauge tubular steel – bent and welded into a distinctive curved frame – provides the heavy-duty structure for this defined-space seating. With full circumference welds at every joint, Gibraltar's one-piece frame is strong and secure, yet sleek and stylish. Frames are available with tamper-resistant, nylon-bottom glides or bolt-down tabs.

Safe, Secure & Built to Last...Beautifully!

Gibraltar is as beautiful as it is brawny. The powder coated steel frames are painted in silver metallic, with a durable clear coat finish – compatible with today's interior design trends.



Gibraltar™ Colors

Seat & Back



Mulberry



Sawgrass



Pine Cone



Lagoon



Raven



Metallic Silver

Frame

Boulder™ Series Beam Seating

Norix Boulder™ Series Beam Seats have been in use in lobbies and waiting areas throughout the world...and are still going strong and looking good. Why? Because they're built to last, with powder coated tube steel frames, welded steel plate seat supports, washable molded polyethylene seats, super heavy-duty glides and 9 tamper-resistant screws to hold each seat in place.





Safety & Comfort

With or without divider arms, the individually molded seats define a single seating area and deter people from using them as a lounge chair or couch. Rotationally molded from specially formulated fire-retardant high-impact polyethylene, the seats are highly durable and easy to clean. Certified to pass California Technical Bulletin 133 Flammability Test.

Proven Toughness

2" diameter, 14 gauge steel tube creates the framework for this "defined-space" seating. Full circumference welds at every joint and no nuts, bolts or rivets to loosen or fall apart. Each seat has molded-in threaded inserts and is attached with nine security screws to an 11 gauge steel seat support.



Versatility

The frames are available with tamper-resistant heavy-duty adjustable glides or with bolt-down tabs. Specify up to five abreast seats, then attach a corner table to design "L" or "U" shapes. Using end tables, corner tables or intermediate table tops in place of a seat allows you to create all types of configurations to fit any size seating area.

Boulder™ Colors

Seat



Mulberry



Sawgrass



Pine Cone



Golden Wheat



Lagoon



River Rock



Raven



Black

Frame

Maximum Seating®

You need indoor or outdoor seating with maximum versatility.

It also has to have maximum durability and maximum style...and still deliver maximum value. Maximum Seating from Norix delivers it all in an attractive, variable-length bench seating series you can customize to fit almost any requirement.



Versatility

Ideal for either indoor or outdoor use, Maximum Seating incorporates UV stabilizers to prevent fading from the elements and direct sunlight. For indoor applications the polypropylene ribs are formulated with fire retardant additives to pass the stringent California Technical Bulletin 133 Flammability Test.

The individual ribs allow maximum choice in length, number of seats, and whether or not to use divider or end arms.



Durability

The rugged 2" diameter, 14 gauge steel tube frame is welded to 2 1/2" x 3/8" steel bar stock that forms the sled base. The standard outdoor finish includes zinc-plating and factory applied powder coat paint. The high-impact polypropylene ribs are individually injection molded to allow for multiple configurations and simple replacement in case of damage or vandalism. Benches typically ship pre-assembled and pre-drilled so they can easily be bolted in place.

Style

The gracefully curved rib design means relaxed sitting whether the bus is late or the meeting is delayed or the kids want to play on the swings "a little while longer." In addition, the ribs do not absorb heat or cold like other types of benches, so sitting down is comfortable, first time, all the time.

Maximum Seating rib colors are available separately in either Lagoon or River Rock. You can fit Maximum Seating into any decor.



Maximum Seating® Colors

Seat & Back

Frame



River Rock



Lagoon



River Rock



CommandMaster® Series

Imagine having a comfortable work chair that you can sit in all through an 8 hour shift, day after day, year after year, and it's still doing what it's supposed to do 15 years later. Now imagine there are two other shifts using the same chair. 24 hours a day, 7 days a week, month after month, year after year.

The CommandMaster® Series from Norix is designed to withstand the rigors of intensive use, day after day after day. It's made with a steel seat pan and backrest inner structure so you don't have to worry about breakdowns, or service calls, or loose seats. It has a 15 year warranty that says so. It also comes in sizes to fit you and your task.

Strength, Size, Comfort, Looks

The 5-arm cast aluminum star base provides a solid platform for the heavy duty gas assist seat adjustment. The back and armrest supports are 1/4" thick heat-treated steel. The highly resilient contoured foam is covered with good looking, super-tough 600,000 cycle extended life fabric that has a stain resistant anti-microbial Teflon® finish. You can choose from eight attractive upholstery colors or a super tough black polyurethane skin we call Nocerius Hide.




Pick your size from Standard Supervisor or Oversize Supervisor for larger frames or those packing utility belts. Or, perhaps you'd prefer a stool height chair or an adjustable stool without a back for sit-stand applications.

The seat height adjusts. The back adjusts. The lumbar support adjusts, and if the chair has arms, they adjust. All adjustment and all components exceed industry performance standards and if necessary, all parts including seats, arms and backs are field-replaceable for easy renewability.



CommandMaster® Colors




* Nocerius Hide available on certain models.

norix®

FURNITURE

Extraordinary by Design™

Norix Group, Inc.
1000 Atlantic Drive
West Chicago, Illinois 60185
Phone: 630-231-1331
Toll Free: 800-234-4900
Fax: 630-231-4343
Email: furniture@norix.com
www.norix.com
©2011 Norix Group, Inc.



Printed on FSC® certified paper.

