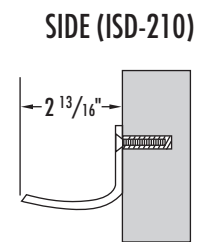
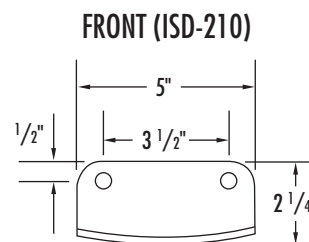
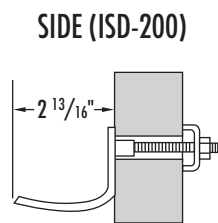
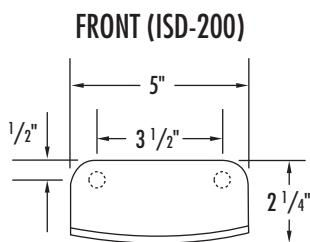
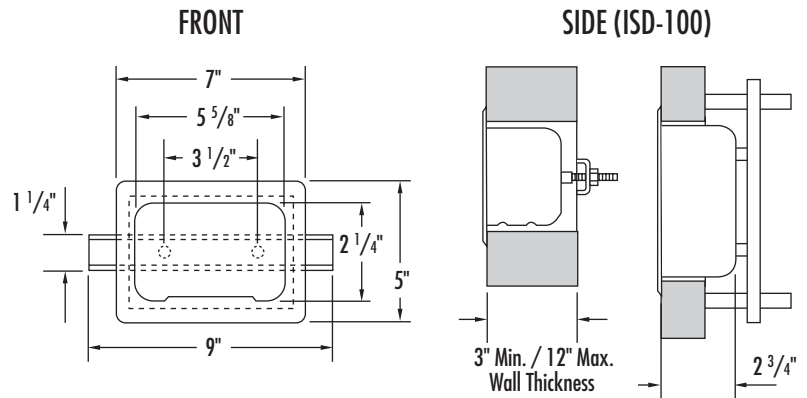


Model #: ISD-100 (Recessed Chase Mount)
 ISD-200 (Chase Mount)
 ISD-210 (Front Mount)



Overview

Surface mounted holders with drain holes or recessed holders to avoid the hazard of metal protrusions from the wall.

Fabrication & Material:

Recessed Chase Mount (ISD-100): Drawn one-piece seamless construction using type 304 (18-8) 18 gauge stainless steel. Rim is beveled to insure tight fit to wall surface. Back has welded anchor nuts to receive threaded studs.

Chase & Front Mount (ISD-200, ISD-210): Formed from single piece of type 304 (18-8) 7 gauge stainless steel with three drain holes. Chase mount model has welded anchor nuts to receive 1/4"-20 studs.

Finish:

ISD-100: Brushed stainless steel.

ISD-200, ISD-210: Brushed stainless steel.

Weight:

ISD-100: 1.8 lbs.

ISD-200: 1.0 lbs.

ISD-210: 2.0 lbs.

Options:

Front or Chase Mount (Recessed available in chase mount only).

Assembly:

Shipped assembled.

Installation:

Recessed Chase Mount (ISD-100): Back has welded anchor nuts to receive threaded studs (provided). Back plate of 11 gauge die-formed galvanized steel, reversible for shallow or deep wall installation.

Chase Mount (ISD-200): Chase mount model has welded anchor nuts to receive 1/4"-20 studs. Hardware included.

Front Mount (ISD-210): Norix only recommends its products to be attached to solid concrete surfaces. For all other applications consult your professional installer for proper attachment. Installation hardware not supplied by Norix.

Warranty:

1 year limited replacement warranty.

Maintenance:

Standard household or commercial cleaners.

Filing System:

11190 Detention Furnishings

10800 Toilet & Bath Accessories